

modern
house

/bAYk/

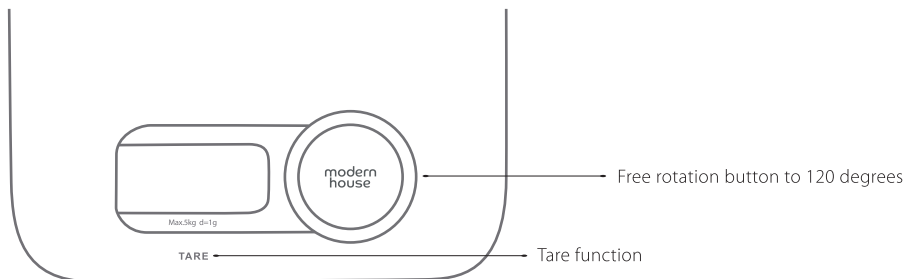
Making baking easy

Instruksjonsmanual
Instruction manual

SPECIFICATIONS

- Equipped with high precision strain gauge sensor system
- Capacity: 5kg/1g
- Unit: g,oz,lb: oz,water-ml,milk-ml
- Automatic power generation control
- Battery-free technology
- Auto zero resetting / Auto power off
- Low power / Over-load indication

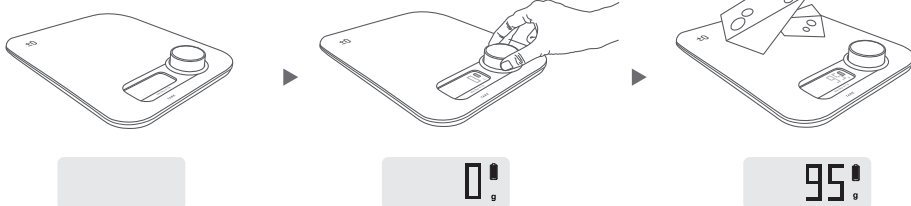
KEY FUNCTION



HOW TO USE

WEIGHING

- Step 1: Place the scale on a hard and flat surface
- Step 2: Rotating button not less than 120 degrees, and the LCD will show zero.
- Step 3: Put the food on the platform, the weight will be displayed.



UNIT EXCHANGE(g/oz/lb:oz/water-ml/milk-ml)



Under weight mode, press the unit key to choose the unit, the key is on the back of the scale.
 Note: Please set the unit before weighing. It could not change the unit while weighing.

TARE FUNCTION

- Step 1: Put the container on the platform, the LCD display will show the weight of the container.
- Step 2: Press "TARE" to clear the weight of the container (reset to zero). Then put the food into the container, the LCD display will show the weight of food only. Repeatly press "TARE" to weight more different foods.
- Step 3: The LCD display will show the negative value of container if you remove the food and container from the platform together. Please press "TARE" again, the display will show zero in 2 seconds.



ERROR INDICATION





Over-load Indication

When the scale is over-loaded (more than 5kg), the screen will appear "EEEE".



Low power indication

When the screen indicates , it will turn off automatically after few seconds. Please rotating button not less than 120 degrees again "  "

ADVICE FOR USE AND CARE

01. For accurate results, place scale on a flat surface.
02. Static pressure is effective, do not drop it or strike the scale, otherwise the scale is easy to damage.
03. Please use a damp cloth to clean the scale. Do not allow water to get inside scale.
04. Do not use chemicals to clean the scale.
05. To ensure the life of the scale, do not put the scale under wet & hot condition.
06. Do not use for legal trade.
07. Do not overload, otherwise the sensor will be damaged.
08. Do not put heavy things on the scale when not use.
09. Do not store the scale in an upright position.
10. Due to the continuous improvements, this product is subject to change without notice.
11. Please do not jump or stamp on the scale and avoid dropping it, as the scale is highly precise electronic instrument.